

MATAGORDA COUNTY DRAINAGE DISTRICT #3

2023 Budget

REVENUE


Current Taxes (268,331 @ 95% collection)	\$254,914
Interest Income	<u>\$ 30,000</u>
TOTAL REVENUE:	<u>\$284,914</u>


EXPENSES


Administrative		
420 – 210	Travel & Trip Cost	\$1,600
420 – 410	Insurance and Bonds	\$11,500
420 – 420	Telephone	\$1,900
420 – 430	Advertising & Website	\$900
420 – 441	Utilities	\$6,450
420 – 330	Operating Supplies	<u>\$1,000</u>
Total Administrative		\$23,350
Contracted Services		
420 – 402	Bookkeeping	\$30,250
420 – 404	Tax Assessor/Collector	\$1,500
420 – 407	Appraisal District Fees	\$4,050
420 – 461	Spraying Services	<u>\$100,000</u>
Total Contracted Services		\$135,800
Personnel Expenses		
410 – 104	Salary/Part Time - Commissioners	\$21,000
410 – 107	Coordinator Fees (B.M.)	\$24,000
410 – 201	Medicare	\$700
410 – 206	Unemployment	\$100
410 – 207	Alternate Retirement	<u>\$2,000</u>
Total Personnel Expenses		\$47,800
Professional Fees		
420 – 400	Professional Services	\$12,240
420 – 403	Auditing	\$5,800
420 – 401	Investment Officer	<u>\$600</u>
Total Professional Fees		\$18,640
Repairs & Maintenance		
455 – 001	Repairs & Maintenance-ROW & Ditches	\$200,000
420 – 460	Equipment Rentals	\$1,500
420 – 479	Other Services/Costs	<u>\$550</u>
Total Repairs & Maintenance		\$202,050
TOTAL EXPENSES:		<u>\$427,640</u>

PROJECTED NET SURPLUS/LOSS: -\$142,726

Approved this 26th day of September, 2022, as a General Group Category Budget


Homer Aparicio
Chairman


Jeremy Hunt
Commissioner


Tommy Corporon
Commissioner